



Azetidines in Drug Discovery

Key Points

- A privileged scaffold in drug discovery
- Providing an efficient tuning of pharmacological properties

Overview

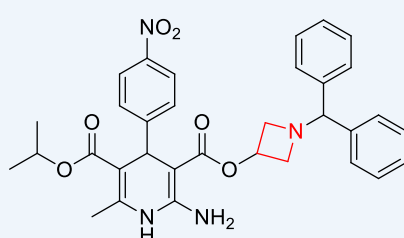
Azetidines are a good compromise between a satisfactory stability and a strong molecular rigidity, allowing an efficient tuning of pharmacological properties displayed by molecules bearing this moiety. Therefore, azetidine is considered a privileged scaffold in drug discovery.

PharmaBlock designs and synthesizes over 1434 azetidines, and 429 azetidine products are in stock. A list of featured azetidine derivatives is attached at the end of this whitepaper. [CLICK HERE](#) to find detailed product information on webpage.

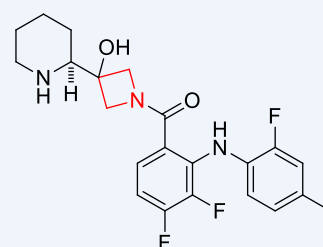


Azetidine-containing Drugs

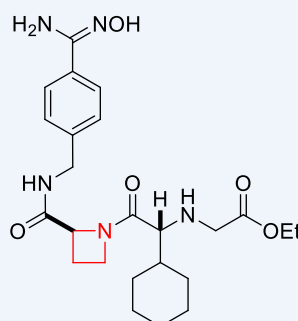
Azetidines are a good compromise between a satisfactory stability and a strong molecular rigidity, allowing an efficient tuning of pharmacological properties displayed by molecules bearing this moiety.¹ Two azetidine-containing drugs are currently on the market. Dihydropyridine azelnipidine (Calblock, **1**) is Sankyo's calcium channel blocker.² Exelixis' cobimetinib (Cotellic, **2**), as a targeted cancer therapy, is a mitogen-activated protein kinase-1/2 (MEK1/2) inhibitor.³ Another azetidine-containing drug ximelagatran (Exanta, **3**) as a direct thrombin inhibitor was discovered by AstraZeneca. Initially sold as an anticoagulant, it was pulled off the market in 2006 due to hepatotoxicity.⁴



azelnipidine (CalBlock, **1**)
Daiichi-Sankyo, 1989
calcium channel blocker



cobimetinib (Cotellic, **2**)
Exelixis/Genentech, 2015
MEK1/2 inhibitor



ximelagatran (Exanta, **3**)
AstraZeneca
direct thrombin inhibitor

Azetidines in Drug Discovery

Azetidine carbamate **4** is an efficient, covalent inhibitor of monoacylglycerol lipase (MAGL) discovered by Pfizer.⁵ The hexafluoroisopropanol (HFIP) group here serves as the leaving group when attacked by the key serine residue (Ser122) at the enzyme's active site. Covalent inhibition is attractive in that it offers the potential for extended duration of pharmacodynamic modulation relative to pharmacokinetic profile of the inhibitor.

Featured Products



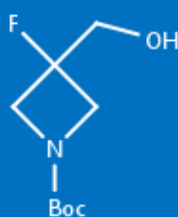
PB00233-1



PB00005-1

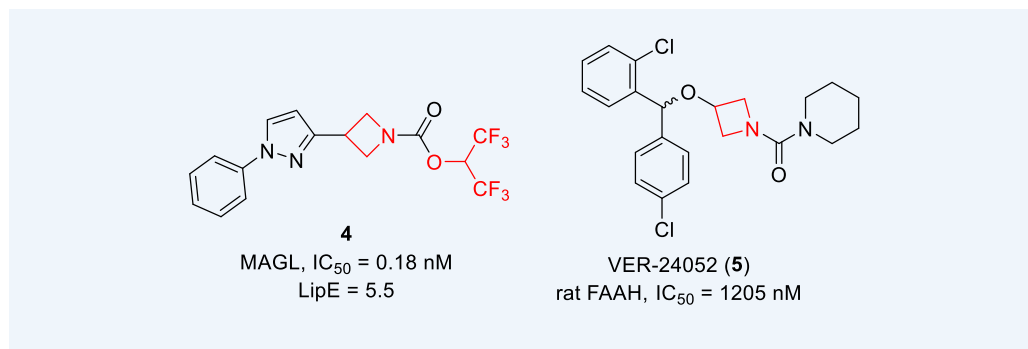


PBN2011006

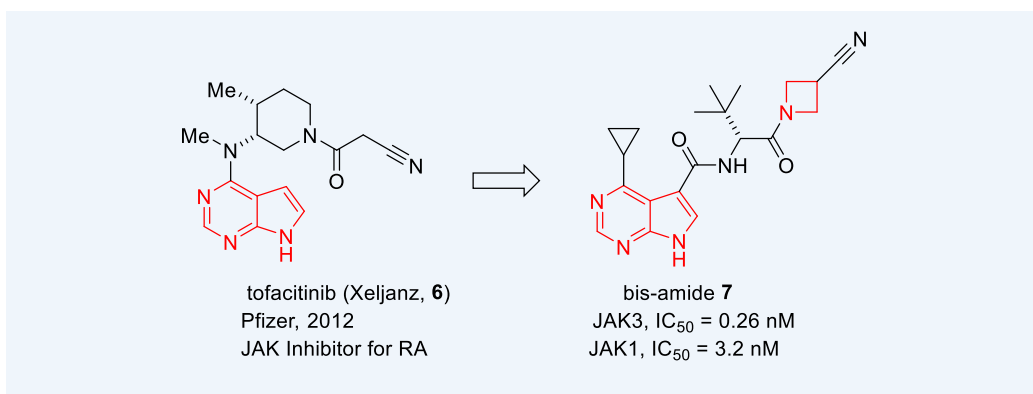


PBN20120069


Fatty acid amide hydrolase (FAAH) inhibitors are potential treatment for pain. Vernalis discovered a mixture of chiral azetidine-ureas VER-24052 (**5**) as a FAAH inhibitor (rat FAAH, IC_{50} = 188 nM, t = 3 h). Interestingly, while the isomer with a positive optical rotation was active (rat FAAH, IC_{50} = 78 nM, t = 3 h), its corresponding enantiomer was completely inactive in the same assay.⁶



Marketed since 2012, Pfizer's tofacitinib (Xeljanz, **6**) is the first-in-class Janus kinase (JAK) inhibitor for the treatment of rheumatoid arthritis (RA). In 2013, Roche reported an azetidine-containing bis-amide **7** as a selective JAK3 inhibitor (IC_{50} = 0.26 nM) with a 10-fold selectivity over JAK1 (IC_{50} = 3.2 nM). In addition, the combination of its selectivity over the kinome, good solubility and reasonable exposure was translated to *in vivo* potency and selectivity in an acute PK/PD mouse model.⁷

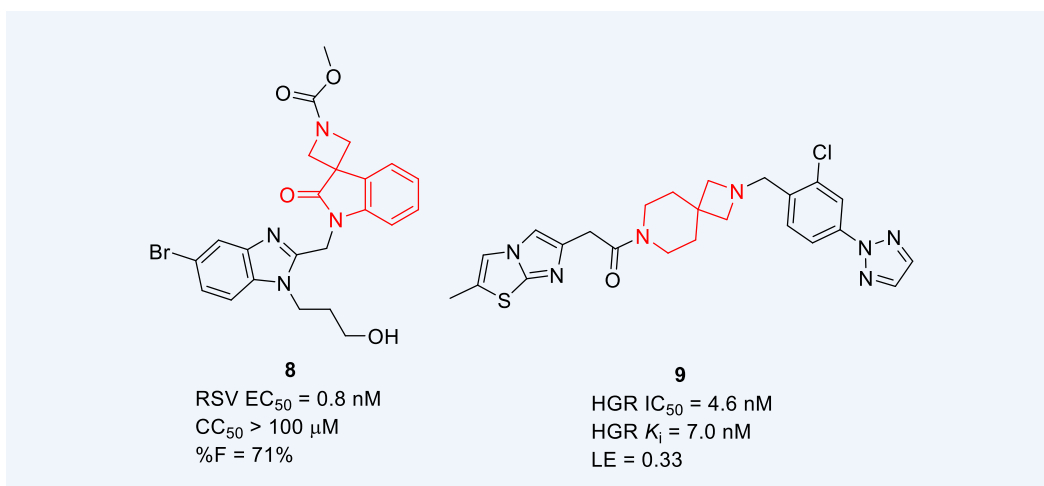


Spirocyclic azetidines, like all spirocyclic scaffolds, are inherently three dimensional and offer structural novelty. For example, 3,3'-spiro[azetidine]-2-oxo-indoline derivative **8** was discovered as a fusion inhibitor for the treatment of respiratory syncytial virus (RSV).⁸ On the other hand, spirocyclic piperidine-azetidine **9** is an inverse agonist of the ghrelin receptor (GR), a GPCR target that plays a role in obesity and glucose homeostasis.⁹



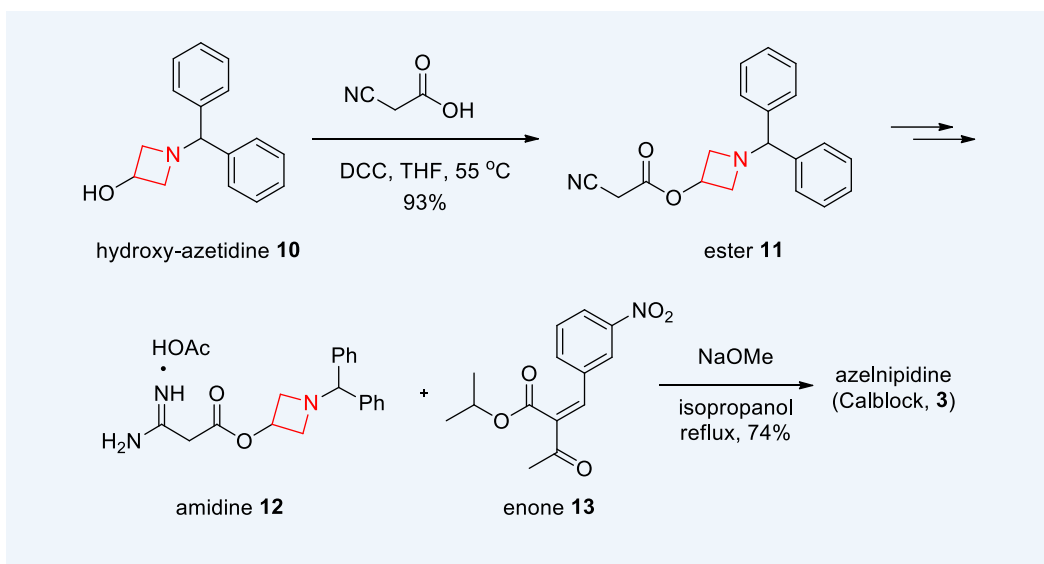
PharmaBlock is recognized for its outstanding capability in the design, synthesis, production and commercialization of novel building blocks for use throughout the drug R&D process.

- 80000+ building blocks
- 10000+ in stock in both USA and China
- 20000+ supplied within two weeks
- 1000+ SAR tool kits
- Novel building blocks designed upon daily monitoring on recent researches and patents
- Keep optimizing cost effective route for better price and sustainable supply
- Fast delivery of custom synthesis
- Enabling technologies of flow chemistry, biocatalysis, photochemistry, electrochemistry, and fluorination, etc.
- Commercial production with GMP compliance



Synthesis of Some Azetidine-containing Drugs

Sankyo's synthesis of azelnipidine (Calblock, **3**) began with 1-benzhydryl-3-hydroxyazetidine (**10**), readily assembled from condensation of benzhydramine with epichlorohydrin. Subsequent 1,3-dicyclohexylcarbodiimide (DCC)-mediated esterification of **10** with cyanoacetic acid produced ester **11**, which was converted to amidine **12** in two additional steps. A Hantzsch dihydropyridine synthesis between amidine **12** and enone **13** then delivered azelnipidine (**3**).¹⁰



Exelixis' synthesis of cobimetinib (Cotellic, **4**) commenced with addition of piperidine-Grignard reagent **14** to azetidinone **15**. The (*S*)-adduct **16** was secured after chiral resolution employing the Mosher's ester technique. Palladium-catalyzed hydrogenation of **16** removed the Cbz protection to afford the exposed azetidine **17**. Ester formation from the coupling between **17** and acid chloride **18** in the presence of diisopropylethylamine (DIPEA) produced cobimetinib (**4**) after deprotection of the Boc group.³



Contact Us

PharmaBlock Sciences
(Nanjing), Inc.

Tel: +86-400 025 5188

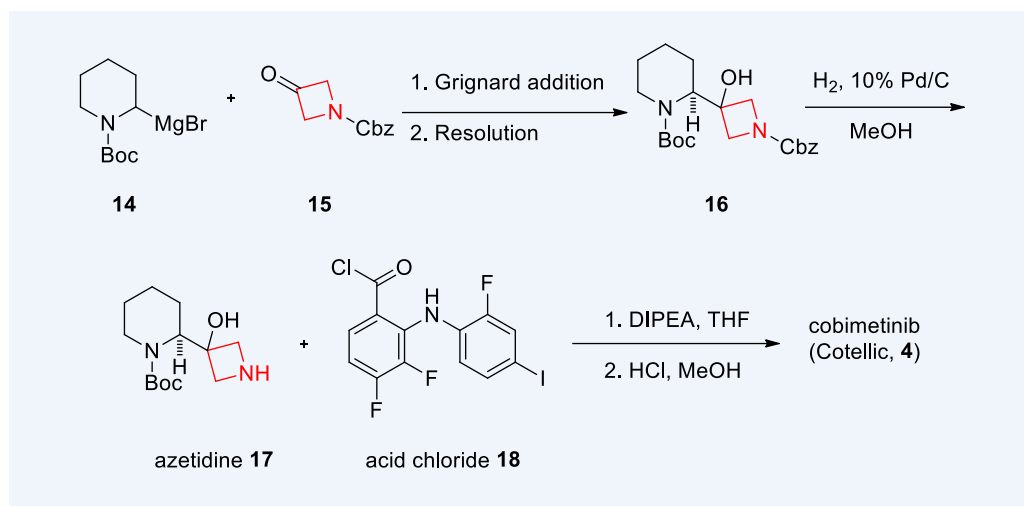
Email:
sales@pharmablock.com

PharmaBlock (USA), Inc.

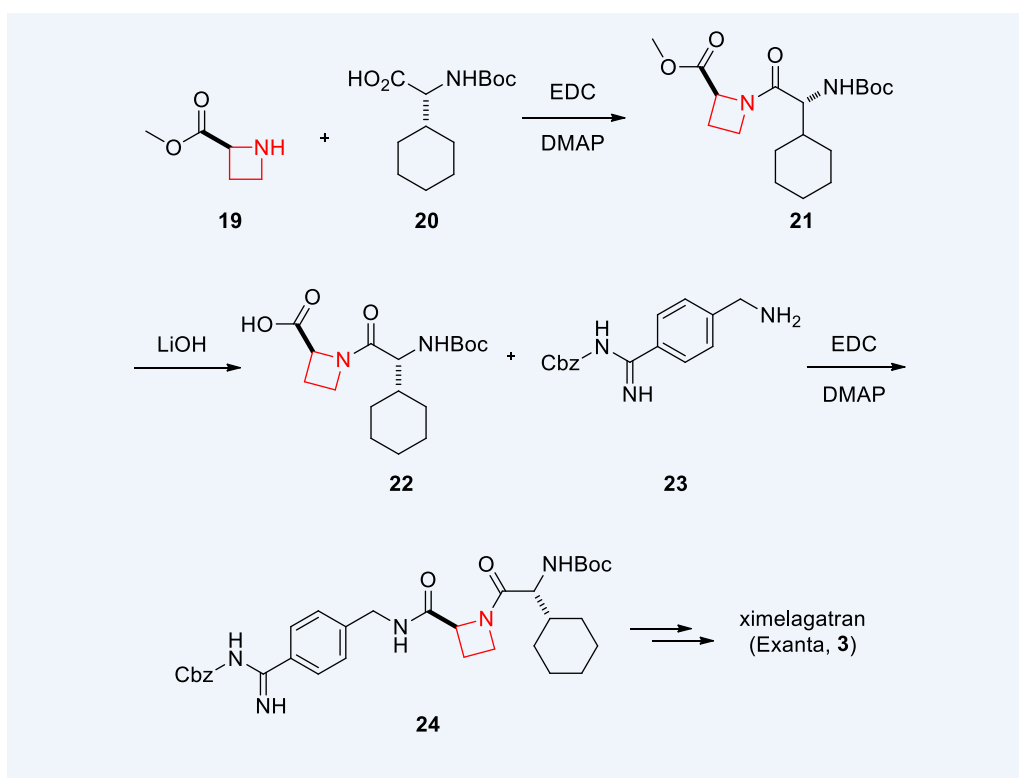
Tel (PA): 1-877 878 5226

Tel (CA): 1-267 649 7271

Email:
salesusa@pharmablock.com



AstraZeneca's synthesis of ximelagatran (Exanta, **3**) started with formation of amide **21** from azetidine ester **19** and chiral amino acid **20**. Subsequently, LiOH-promoted saponification of **21** afforded azetidine acid **22**. An additional amide formation between azetidine acid **22** and benzylamine **23** prepared bis-amide **24**, which was converted to the desired ximelagatran (**3**) after several additional steps.¹¹



References

1. Brandi, A.; Cicchi, S.; Cordero, F. M. *Chem. Rev.* **2008**, *108*, 3988–4035.
2. Yagil, Y.; Miyamoto, M.; Frasier, L.; Oizumi, K.; Koike, H. *Am. J. Hypertens.* **1994**, *7*, 637–646.
3. Rice, K. D.; Aay, N.; Anand, N. K.; Blazey, C. M.; Bowles, O. J.; Bussenius, J.; Costanzo, S.; Curtis, J. K.; Defina, S. C.; Dubenko, L.; Engst, S.; Joshi, A. A.; Kennedy, A. R.; Kim, A. I.; Koltun, E. S.; Lougheed, J. C.; Manalo, J.-C. L.; Martini, J.-F.; Nuss, J. M.; Peto, C. J.; Tsang, T. H.; Yu, P.; Johnston, S. *ACS Med. Chem. Lett.* **2012**, *3*, 416–421.
4. Ericksson, B. I.; Carlsson, S.; Halvarsson, M.; Risberg, B.; Mattsson, C. *Thromb. Haemostasis* **1997**, *78*, 1404–1407.
5. Butler, C. R.; Beck, E. M.; Harris, A.; Huang, Z.; McAllister, L. A.; am Ende, C. W.; Fennell, K.; Foley, T. L.; Fonseca, K.; Hawrylik, S. J.; et al. *J. Med. Chem.* **2017**, *60*, 9860–9873.
6. Hart, T.; Macias, A. T.; Benwell, K.; Brooks, T.; D'Alessandro, J.; Dokurno, P.; Francis, G.; Gibbons, B.; Haymes, T.; Kennett, G.; Lightowler, S.; Mansell, H.; Matassova, N.; Misra, A.; Padfield, A.; Parsons, R.; Pratt, R.; Robertson, A.; Walls, S.; Wong, M.; Roughley, S. *Bioorg. Med. Chem. Lett.* **2009**, *19*, 4241–4244.
7. Soth, M.; Hermann, J. C.; Yee, C.; Alam, M.; Barnett, J. W.; Berry, P.; Browner, M. F.; Frank, K.; Frauchiger, S.; Harris, S.; et al. *J. Med. Chem.* **2013**, *56*, 345–356.
8. Shi, W.; Jiang, Z.; He, H.; Xiao, F.; Lin, F.; Sun, Y.; Hou, L.; Shen, L.; Han, L.; Zeng, M.; et al. *ACS Med. Chem. Lett.* **2018**, *9*, 94–97.
9. Kung, D. W.; Coffey, S. B.; Jones, R. M.; Cabral, S.; Jiao, W.; Fichtner, M.; Carpino, P. A.; Rose, C. R.; Hank, R. F.; Lopaze, M. G.; Swartz, R.; Chen, H. T.; Hendsch, Z.; Posner, B.; Wielis, C. F.; Manning, B.; Dubins, J.; Stock, I. A.; Varma, S.; Campbell, M.; DeBartola, D.; Kosa-Maines, R.; Steyn, S. J.; McClure, K. F. *Bioorg. Med. Chem. Lett.* **2016**, *24*, 2146–2157.
10. Koike, H.; Nishino, H.; Yoshimoto, M. *Dihydropyridine derivatives, their preparation and their use*. US 4,772,596 (1988).
11. Lila, C.; Gloanec, P.; Cadet, L.; Hervé, Y.; Fournier, J.; Leborgne, F.; Verbeuren, T. J.; De Nanteuil, G. *Synth. Commun.* **1998**, *28*, 4419–4429.